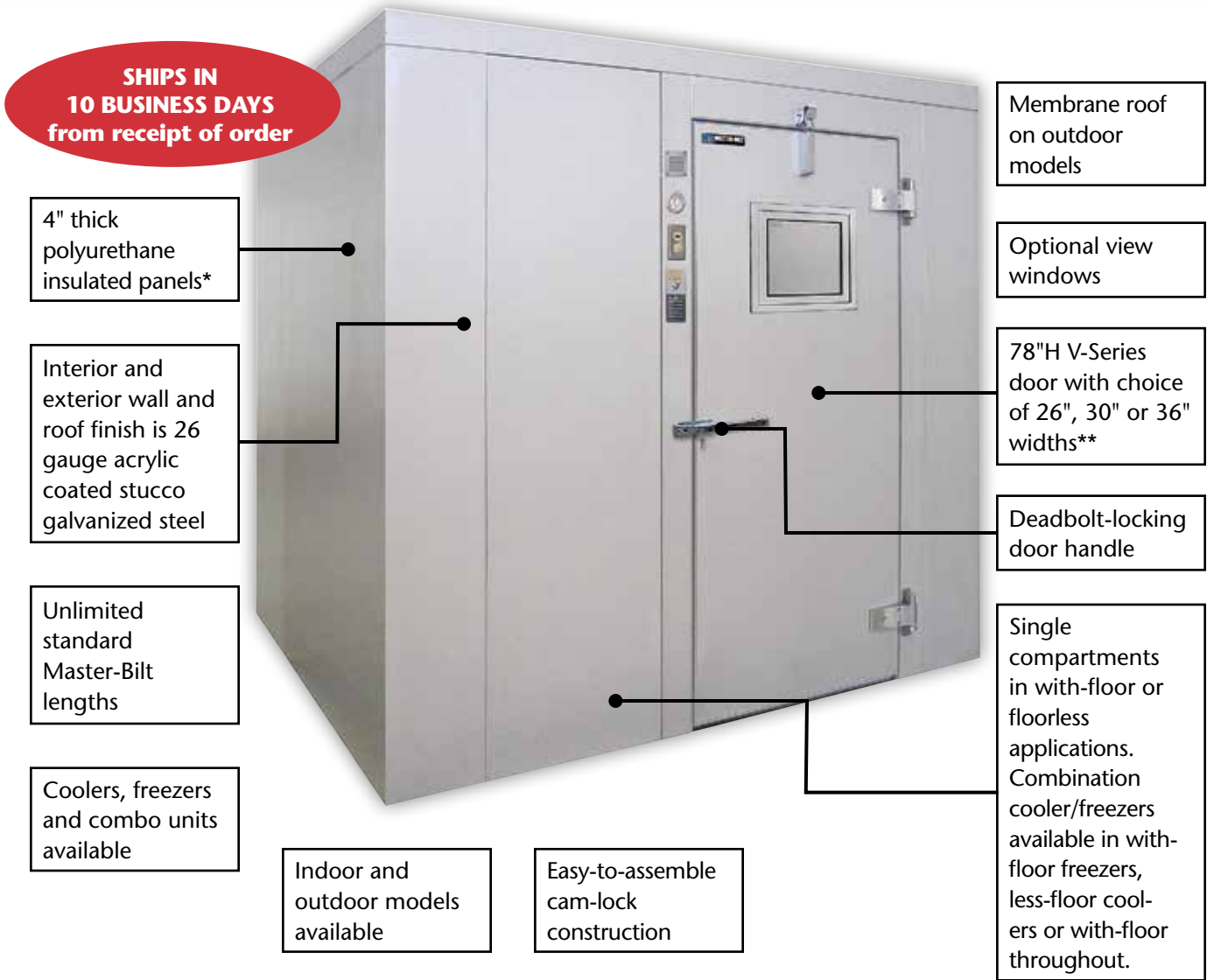




10-BILT[®]
Walk-In Coolers & Freezers
With Matching Refrigeration Systems

10-Bilt® Features & Options



*Per DOE requirements, panels and doors are designed and certified for use in walk-in cooler and freezer applications. R-values for 4" thick panels are:

- Cooler walls, ceilings and doors: R-25
- Freezer walls, ceilings and doors: R-32
- Freezer floors: R-28

** Door energy consumption (kWh/day):

36" x 78" door (standard)	26" x 78" door	30" x 78" door
Coolers: 2.77	Coolers: 2.49	Coolers: 2.60
Freezers: 7.79	Freezers: 7.01	Freezers: 7.33

Other Standard Features

- Single compartment walk-in widths range from 5'10" to 13'6" (widths of 11'7" to 13'6" recommended for indoor installations only, consult factory for more information)
- Single compartments available in heights of 7'2", 7'6", 8'2" and 8'6"
- Combo walk-ins range in widths from 5'10" to 13'6" and in heights of 7'6" and 8'6". Any standard Master-Bilt length available when using remote refrigeration systems (maximum single compartment length for PRS-2 applications is 13'6")
- Odd foot nominal increments
- .080 textured aluminum interior floor finish, where required
- May be ordered with refrigeration or panels-only
- Refrigeration is available in either pre-assembled remote M-Series systems or PRS-2 packaged systems with standard-duty and heavy-duty options
- Outdoor models include a weather hood, membrane covering for the walk-in roof and rain canopy for the entry door
- Most indoor models with PRS-2 systems include a power cord so the unit can be plugged in and with no piping or components to field install
- 4-year extended compressor warranty included


Options




Door & frame kickplates (factory mounted)



MBWA-1 alarm & light management system




4-foot LED light fixtures (shipped loose)



14" x 14" view windows (freezer windows heated)



Exterior floor ramps



Interior floor ramps (Centered in the width, or "short" dimension for even nominal sized single compartment and with-floor combos. Offset on odd-sized models. Centered in the partition for with-floor/less-floor combos.)

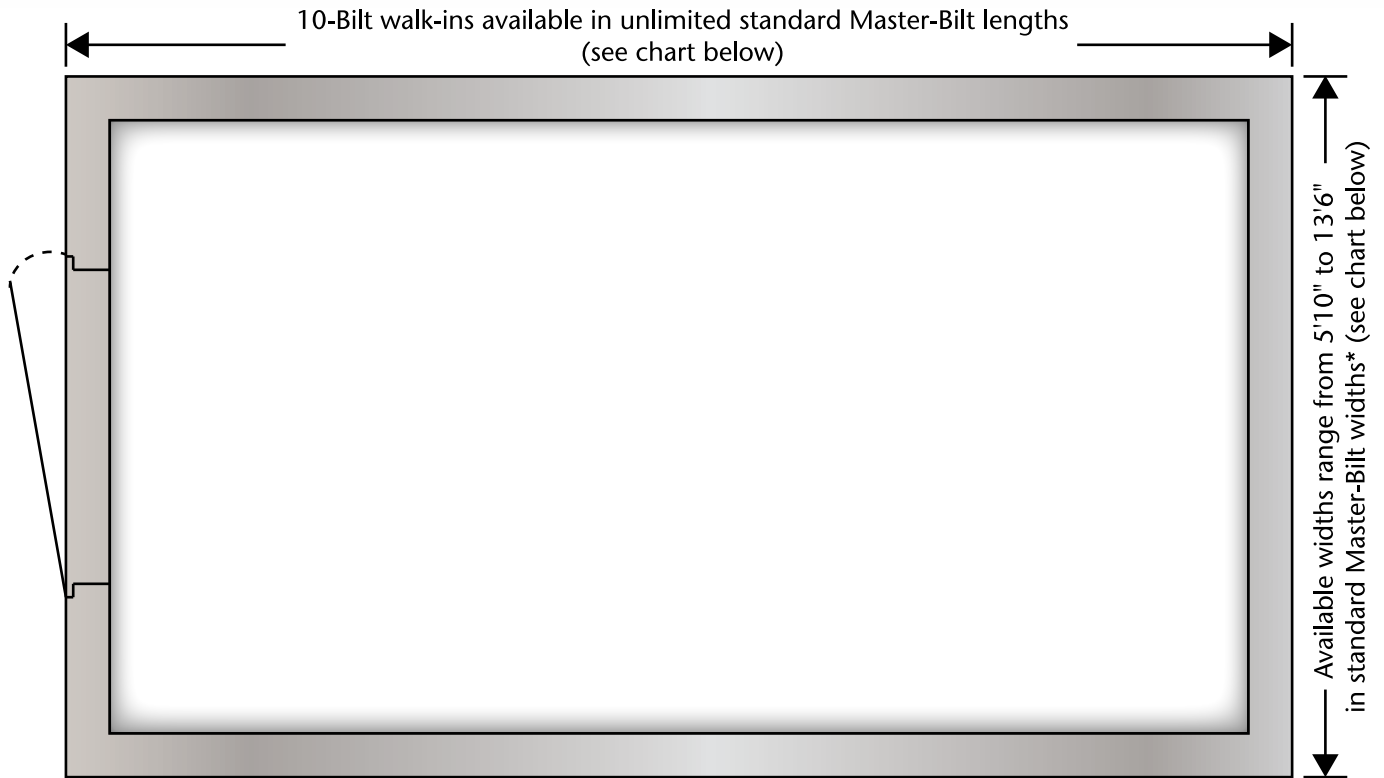
Other Options:

- 4 foot fluorescent light fixtures (less bulbs)
- Vinyl strip curtains for entry doors (shipped loose)
- Third hinge
- Tamper-resistant screws for door hardware
- Heated & insulated receivers on remote refrigeration units
- Standard trim and closure panels

Single Cooler & Freezer Floor Plan Layouts

Available heights: 7'2", 7'6", 8'2", 8'6"

PRS-2 packaged refrigeration systems may be specified for walk-ins 13'6" long and under.



Doors are mounted in a 46" wide door frame and are interchangeable with any 46" wide wall panel, allowing placements other than shown in floor plan.

* Widths of 11'7" to 13'6" recommended for indoor installations only, consult factory for more information.

Standard Master-Bilt Lengths & Widths

NOMINAL	ACTUAL
6'	5'10"
7'	6'9 1/2"
8'	7'9"
9'	8'8 1/2"
10'	9'8"
11'	10'7 1/2"
12'	11'7"
13'	12'6 1/2"
14'	13'6"
15'	14'5 1/2"
16'	15'5"
17'	16'4 1/2"
18'	17'4"
19'	18'3 1/2"
20'	19'3"
21'	20'2 1/2"
22'	21'2"
23'	22'1 1/2"
24'	23'1"
25'	24'1 1/2"

NOMINAL	ACTUAL
26'	25'0"
27'	25'11 1/2"
28'	26'11"
29'	27'10 1/2"
30'	28'10"
31'	29'9 1/2"
32'	30'9"
33'	31'8 1/2"
34'	32'8"
35'	33'7 1/2"
36'	34'7"
37'	35'6 1/2"
38'	36'6"
39'	37'5 1/2"
40'	38'5"
41'	39'4 1/2"
42'	40'4"
43'	41'3 1/2"
44'	42'3"
45'	43'2 1/2"

NOMINAL	ACTUAL
46'	44'2"
47'	45'1 1/2"
48'	46'1"
49'	47'1 1/2"
50'	48'0"
51'	48'11 1/2"
52'	49'11"
53'	50'10 1/2"
54'	51'10"
55'	52'9 1/2"
56'	53'9"
57'	54'8 1/2"
58'	55'8"
59'	56'7 1/2"
60'	57'7"
61'	58'6 1/2"
62'	59'6"
63'	60'5 1/2"
64'	61'5"
65'	62'4 1/2"

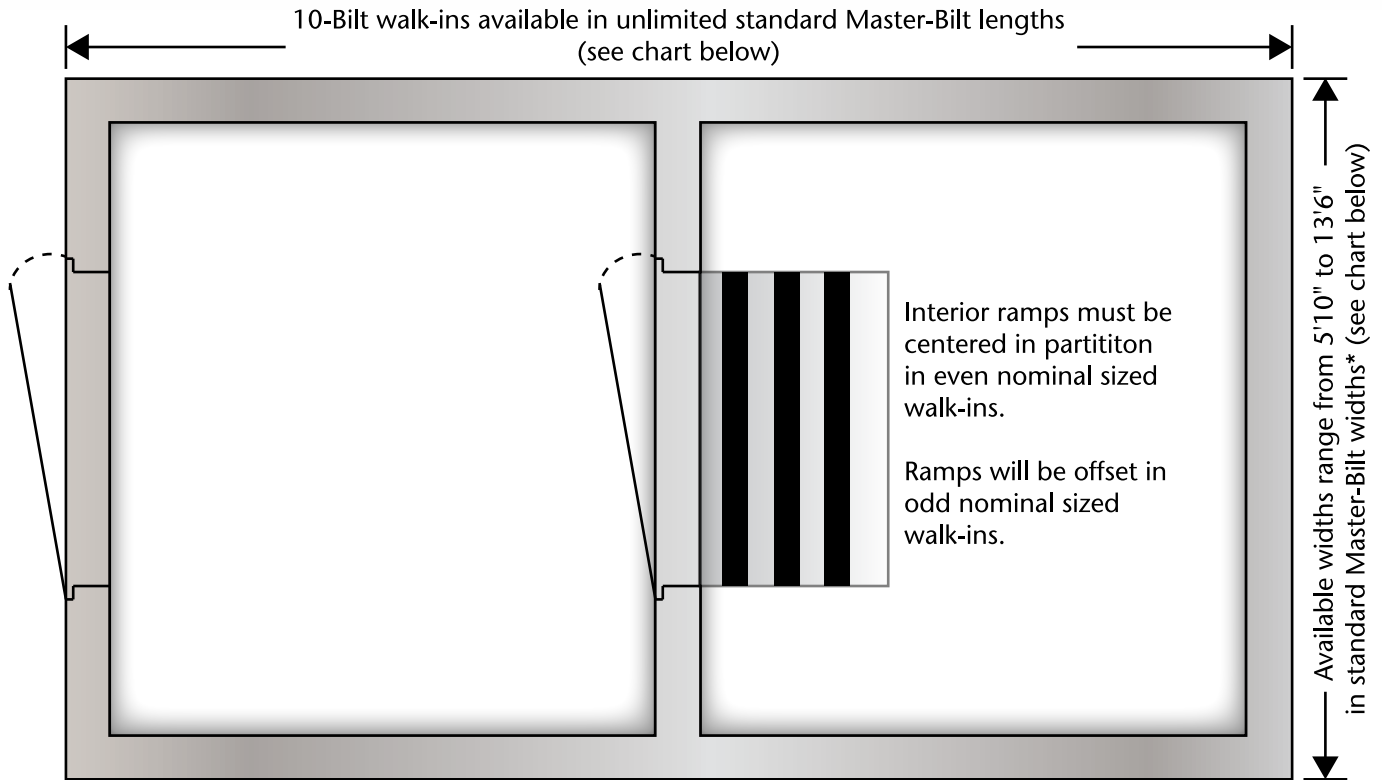
NOMINAL	ACTUAL
66'	63'4"
67'	64'3 1/2"
68'	65'3"
69'	66'2 1/2"
70'	67'2"
71'	68'1 1/2"
72'	69'1"
73'	70'1 1/2"
74'	71'0"
75'	71'11 1/2"
76'	72'11"
77'	73'10 1/2"
78'	74'10"
79'	75'9 1/2"
80'	76'9"
81'	77'8 1/2"
82'	78'8"
83'	79'7 1/2"
84'	80'7"
85'	81'6 1/2"

NOMINAL	ACTUAL
86'	82'6"
87'	83'5 1/2"
88'	84'5"
89'	85'4 1/2"
90'	86'4"
91'	87'3 1/2"
92'	88'3"
93'	89'2 1/2"
94'	90'2"
95'	91'1 1/2"
96'	92'1"
97'	93'1 1/2"
98'	94'0"
99'	94'11 1/2"
100'	95'11"
101'	96' 10 1/2"
102'	97'10"
103'	98'9 1/2"
104'	99'9"
105'	100'8 1/2"

Combination Cooler & Freezer Floor Plan Layouts

Available heights: 7'6" and 8'6"

PRS-2 packaged refrigeration systems may be specified for compartments 13'6" long and under.



Doors are mounted in a 46" wide door frame and are interchangeable with any 46" wide wall panel, allowing placements other than shown in floor plan.

* Widths of 11'7" to 13'6" recommended for indoor installations only, consult factory for more information.

Standard Master-Bilt Lengths & Widths

NOMINAL	ACTUAL
6'	5'10"
7'	6'9 ¹ / ₂ "
8'	7'9"
9'	8'8 ¹ / ₂ "
10'	9'8"
11'	10'7 ¹ / ₂ "
12'	11'7"
13'	12'6 ¹ / ₂ "
14'	13'6"
15'	14'5 ¹ / ₂ "
16'	15'5"
17'	16'4 ¹ / ₂ "
18'	17'4"
19'	18'3 ¹ / ₂ "
20'	19'3"
21'	20'2 ¹ / ₂ "
22'	21'2"
23'	22'1 ¹ / ₂ "
24'	23'1"
25'	24'1 ¹ / ₂ "

NOMINAL	ACTUAL
26'	25'0"
27'	25'11 ¹ / ₂ "
28'	26'11"
29'	27'10 ¹ / ₂ "
30'	28'10"
31'	29'9 ¹ / ₂ "
32'	30'9"
33'	31'8 ¹ / ₂ "
34'	32'8"
35'	33'7 ¹ / ₂ "
36'	34'7"
37'	35'6 ¹ / ₂ "
38'	36'6"
39'	37'5 ¹ / ₂ "
40'	38'5"
41'	39'4 ¹ / ₂ "
42'	40'4"
43'	41'3 ¹ / ₂ "
44'	42'3"
45'	43'2 ¹ / ₂ "

NOMINAL	ACTUAL
46'	44'2"
47'	45'1 ¹ / ₂ "
48'	46'1"
49'	47'1 ¹ / ₂ "
50'	48'0"
51'	48'11 ¹ / ₂ "
52'	49'11"
53'	50'10 ¹ / ₂ "
54'	51'10"
55'	52'9 ¹ / ₂ "
56'	53'9"
57'	54'8 ¹ / ₂ "
58'	55'8"
59'	56'7 ¹ / ₂ "
60'	57'7"
61'	58'6 ¹ / ₂ "
62'	59'6"
63'	60'5 ¹ / ₂ "
64'	61'5"
65'	62'4 ¹ / ₂ "

NOMINAL	ACTUAL
66'	63'4"
67'	64'3 ¹ / ₂ "
68'	65'3"
69'	66'2 ¹ / ₂ "
70'	67'2"
71'	68'1 ¹ / ₂ "
72'	69'1"
73'	70'1 ¹ / ₂ "
74'	71'0"
75'	71'11 ¹ / ₂ "
76'	72'11"
77'	73'10 ¹ / ₂ "
78'	74'10"
79'	75'9 ¹ / ₂ "
80'	76'9"
81'	77'8 ¹ / ₂ "
82'	78'8"
83'	79'7 ¹ / ₂ "
84'	80'7"
85'	81'6 ¹ / ₂ "

NOMINAL	ACTUAL
86'	82'6"
87'	83'5 ¹ / ₂ "
88'	84'5"
89'	85'4 ¹ / ₂ "
90'	86'4"
91'	87'3 ¹ / ₂ "
92'	88'3"
93'	89'2 ¹ / ₂ "
94'	90'2"
95'	91'1 ¹ / ₂ "
96'	92'1"
97'	93'1 ¹ / ₂ "
98'	94'0"
99'	94'11 ¹ / ₂ "
100'	95'11"
101'	96' 10 ¹ / ₂ "
102'	97'10"
103'	98'9 ¹ / ₂ "
104'	99'9"
105'	100'8 ¹ / ₂ "

10-Bilt® M-Series Remote Refrigeration Systems

When the application calls for a remote refrigeration system, Master-Bilt provides an M-Series condensing unit and E-Series evaporator coil sized to fit requirements.

Designed to withstand the harshest conditions, M-Series condensing units contain the most efficient combination of condenser coil, fan and fan motor available.

All condensing unit components are pre-wired and factory assembled on a galvanized steel angle leg base. Horsepower ranges from 1/4 to 6 H.P. for 10-Bilt models.

M-Series units are provided with factory pre-mounted and wired time clocks in both

medium and low temp versions.

E-series evaporator coils are ready to mount in position and are available in air (off cycle) defrost for coolers and electric defrost for freezers.

Each coil is also furnished with a properly-sized expansion valve and room thermostat. Electric defrost models feature defrost termination-fan delay controls and drain line heaters. Energy efficient EC motors are also standard on quick ship coils.

Remote systems are provided with a one year limited parts and labor warranty and an extended four year warranty on the compressor.

Additionally, dedicated medium temp outdoor condensing units meet the DOE requirement of a minimum AWEF rating of 7.61 (Btu/W-h).



M-Series condensing units are standard with generously-sized condensers for maximum performance in harsh environments. Each unit is pre-piped and pre-wired at the factory for convenient installation.

Remote Refrigeration Systems

The most efficient condensing unit and evaporator coil combinations



Energy efficient EC motors are standard on 10-Bilt evaporator coils.

Options include:

- *Pre-assembled kit (expansion valve and properly-sized orifice factory pre-mounted)*
- *Factory-installed liquid line solenoid/temp control kit (pre-assembled kit required)*

10-Bilt® PRS-2 Series Packaged Refrigeration Systems

Specified for Quick Ship walk-ins 13'6" long and under.

With PRS-2 series systems, the condensing unit and evaporator coil are assembled together in one package and ready to mount on your Master-Bilt walk-in.

Refrigeration installation labor costs are greatly reduced because there's no piping or other components to field install. Certain indoor models come with a power cord so the unit can be plugged in. Most indoor units also have a standard condensate evaporator pan to eliminate the need for a drain line (shipped loose on PHHZ0100 models).

Each refrigeration system is fully assembled, charged, run tested and wired at the factory for reliable performance. Adding to that assurance is a warranty covering parts and labor for 18 months and the compressor for a total of five years. Additionally, dedicated medium temp outdoor condensing units meet the DOE requirement of a minimum AWEF rating of 7.61 (Btu/W-h).



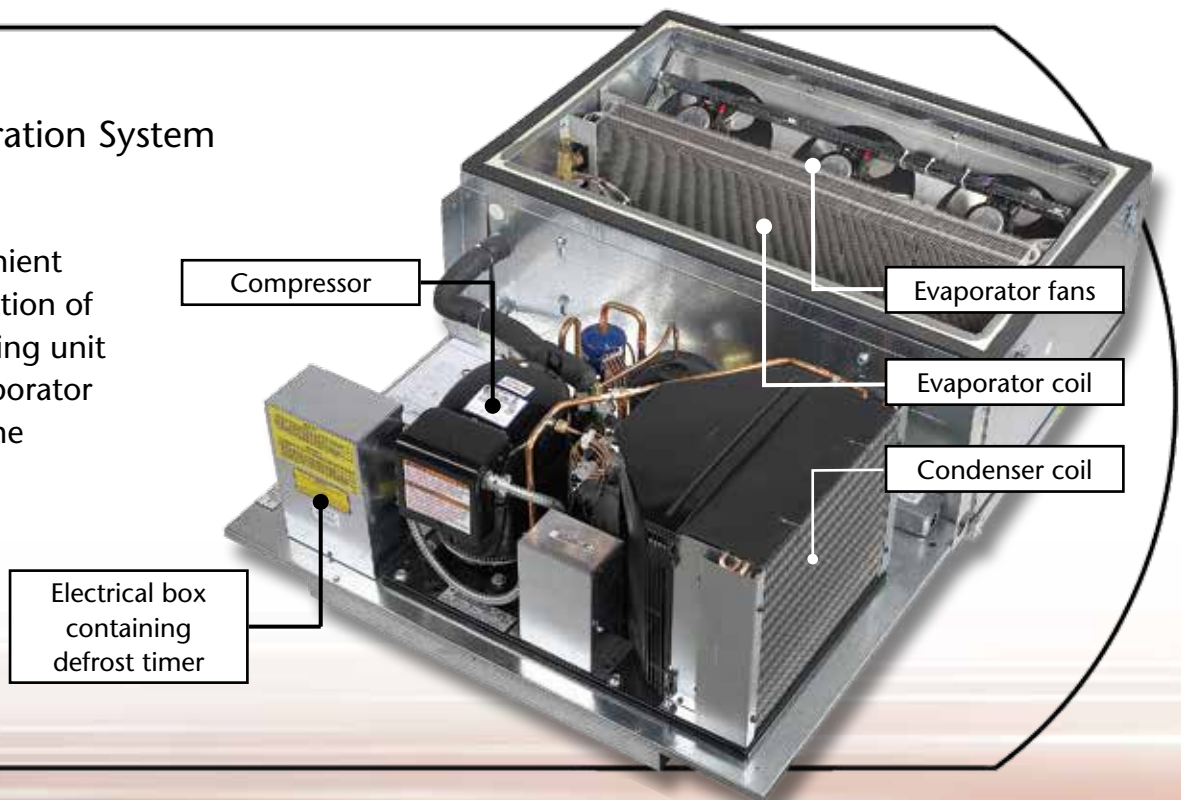
The PRS-2 evaporator grille mounts flush in a standard 4" thick ceiling or wall panel allowing maximum storage space inside the walk-in.



PRS-2 units are available in both indoor and outdoor ceiling mount models. Outdoor models are standard with a crankcase heater, drainline heater, head master and weather hood.

PRS-2 Refrigeration System Design

A convenient combination of condensing unit and evaporator coil in one package





For the latest product information and specifications go to
www.master-bilt.com/products/products.htm.



MB MASTER-BILT®
Refrigeration Solutions

908 Highway 15 North • New Albany, MS 38652
Phone: 800-647-1284 • Fax: 800-232-3966
www.master-bilt.com

Standex
Food Service Equipment Group

Due to continuous product enhancements, we reserve the right to change specifications without notice.

1453-1/18-web ©2018 Master-Bilt Products, an unincorporated division of Standex International Corporation. All rights reserved. Printed in U.S.A.