

# MB MASTER-BILT®

Refrigeration Solutions

## Quick Ship Walk-In

Nominal Size: 6'0" x 6'0"



### General

Walk-ins will be constructed of prefab, precision formed, modular panels designed for accurate, rapid field assembly and in compliance with the general construction as described in the *Master-Bilt® Architectural Specifications and General Design Information* binder.

Per DOE requirements, panels and doors are designed and certified for use in walk-in cooler and freezer applications.

### Insulation

4" thick rigid polyurethane, pour-type, foamed-in-place.

R-values for 4" thick panels are:

- Cooler walls, ceilings and doors: R-25
- Freezer walls, ceilings and doors: R-32
- Freezer floors: R-28

### Metal Finishes

Interior and exterior wall and roof finish of walk-in coolers and freezers is 26 gauge acrylic coated stucco galvanized steel. Floor interior finish is .080 textured aluminum. Floor panels are designed to support an evenly distributed load of 700 lbs. per square foot loading (stationary load).

### Entrance Door

Stock walk-ins will be complete with one (1) each infitting (flush-mount) self-closing entrance door. Standard V-Series doors are 36" x 78" with the following energy consumption (kWh/day):

- Coolers: 2.77
- Freezers: 7.79

Entrance door includes:

- Adjustable backing plate for each hinge providing for in-field adjustment of door hinges
- Two (2) spring loaded cam-lift hinges
- Hydraulic door closure
- Deadbolt-locking handle
- Pre-wired compact fluorescent vapor-proof light fixture
- Inside safety release
- Mounted dial thermometer
- Magnetic gaskets along the top and both sides
- An adjustable double vinyl wiper gasket along bottom
- Drip guard over door in outdoor models

### Self-Contained Refrigeration System

Dedicated medium temp outdoor condensing units meet the DOE requirement of a min. AWEF rating of 7.61 (Btu/W-h).

PRS-2 series refrigeration systems consist of a condensing unit

and evaporator coil fully assembled inside a mill finish aluminum housing. Each system provided wired, piped, evacuated, optimally charged and run tested. All models are ready to mount on top of a Master-Bilt® walk-in cooler or freezer. PRS-2 systems may be specified for compartments 13'6" long and under.

Some indoor models will be provided with power cord for direct plug in to receptacle. Additionally, systems will contain a factory mounted diffuser with trim pieces provided loose for finishing box opening on inside. The evaporator grille is designed to mount flush or recessed within a 4" thick ceiling panel.

Systems for medium temperature applications are air defrost. Low temperature models feature electric defrost.

All units contain R-404A refrigerant and are designed to operate in ambient temperatures up to 100°F. Systems for outdoor walk-ins also contain a crankcase heater, drainline heater, head master and weather hood.

### Ratings and Listings

- Structural Strength
- A.S.T.M. E-84-94, D-1929-91a, D-482-91, D1622-93
- U.L. and C-U.L. listed doors
- N.S.F. Listed
- N.Y.C. Approval #59-85
- State of Oregon (consult factory)
- City of Houston Approval
- State of Wisconsin Approval
- State of California Bureau of Home Furnishings and Thermal Insulation Manufacturer Approval
- Type I Fabricator's License Approval
- Toxicity Evaluated
- Fully compliant with all Federal EISA requirements effective January 1, 2009

**Reports available from factory on request.**

### Warranty

18 months limited parts and labor and extended four year compressor warranty. Panels are covered for 15 years.

### Options

- Door & frame kickplates (shipped loose)
- 4 foot fluorescent light fixtures – shipped loose (less bulbs)
- 4 foot LED light fixtures (shipped loose)
- Vinyl strip curtains for entry doors (shipped loose)
- Exterior door ramps

## ORDERING GUIDE

EXAMPLE: MB5720606CIR

MB5

06

06

FAMILY	HEIGHT	WIDTH	LENGTH	TEMPERATURE	LOCATION	PRS-2 REFRIGERATION TYPE	DOOR SWING
Master-Bilt® 5-day Quick Ship	72 - less floor 82 - less floor 76 - with floor 86 - with floor	06 - 5'10" actual	06 - 5'10" actual	C - cooler 35-38°F F - freezer -10°F (requires floor) N - no refrigeration (panels only)	I - indoor O - outdoor	Blank - standard HD - heavy-duty	R - right L - left

# PRS-2 SELF-CONTAINED REFRIGERATION DATA

PRS-2 MODEL	BTUH @ 90°F -10°F BOX TEMP	BTUH @ 90°F 35°F BOX TEMP	REFG. TYPE	DIMENSIONS SEE FIGURE...	ELECTRICAL DATA							SHIP WT. LB/KG
					HP	DEFROST AMPS	COMPRESSOR RLA AMPS	MCA	MOP	VOLTAGE	NEMA PLUG	

## INDOOR

COOLER – CEILING MOUNT SYSTEM, STANDARD DUTY												
PHHZ0050A	N/A	3279	R-404A	NS	1/2	N/A	10.1	14.2	20	115/60/1	5-20P	230/105
FREEZER – CEILING MOUNT SYSTEM, STANDARD DUTY												
PHXZ0125B	3515	N/A	R-404A	NL	1 1/4	8.8	8.4	11.7	15	208-230/60/1	N/A	465/211

COOLER – CEILING MOUNT SYSTEM, HEAVY DUTY												
PHHZ0070B	N/A	4964	R-404A	NM	3/4	N/A	7.7	10.8	15	208-230/60/1	6-20P	320/145
FREEZER – CEILING MOUNT SYSTEM, HEAVY DUTY												
PHXZ0125B	3515	N/A	R-404A	NL	1 1/4	N/A	8.4	11.7	15	208-230/60/1	N/A	465/211

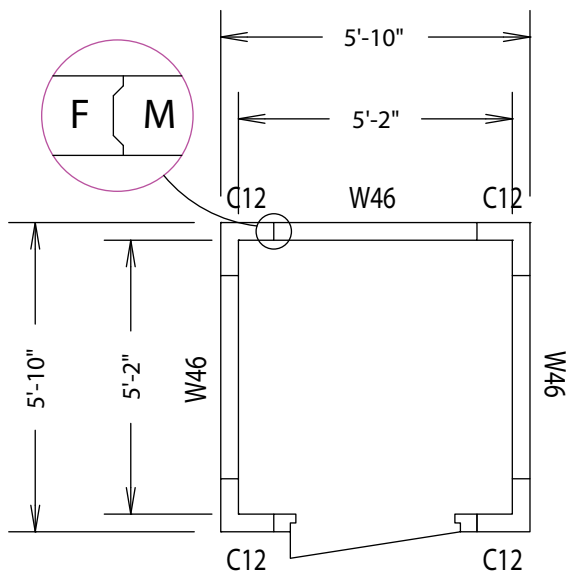
**OUTDOOR** (Dedicated medium temp outdoor condensing units meet the DOE requirement of a minimum AWEF rating of 7.61 Btu/W-h).

COOLER – CEILING MOUNT SYSTEM, STANDARD DUTY												
PHHZ0050AT	N/A	3279	R-404A	NS	1/2	N/A	10.1	14.2	20	115/60/1	N/A	275/125
FREEZER – CEILING MOUNT SYSTEM, STANDARD DUTY												
PHXZ0125BT	3515	N/A	R-404A	NL	1 1/4	8.8	8.4	11.7	15	208-230/60/1	N/A	510/232

COOLER – CEILING MOUNT SYSTEM, HEAVY DUTY												
PHHZ0070BT	N/A	4964	R-404A	NM	3/4	N/A	7.7	10.8	15	208-230/60/1	N/A	360/164
FREEZER – CEILING MOUNT SYSTEM, HEAVY DUTY												
PHXZ0125BT	3515	N/A	R-404A	NL	1 1/4	8.8	8.4	11.7	15	208-230/60/1	N/A	510/232

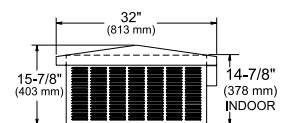
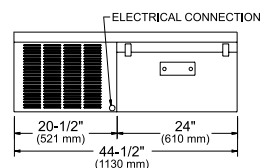
PRS-2 refrigeration is sized for holding duty only. If the ambient is higher than 100°F or pull down capacity is required, a regular (non-quick ship) quote will be needed.

## DIMENSIONAL DATA

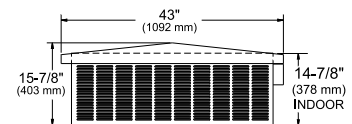
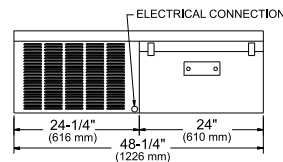


Note: Door can be installed in any W46 panel location.

**FIGURE NS**



**FIGURE NM**



**FIGURE NL**

